


Flash Hearts-3

This time we are going to place the movie clips we have made on to the main stage.

If you are not 'on' the main stage click on  at the top left of the main window.

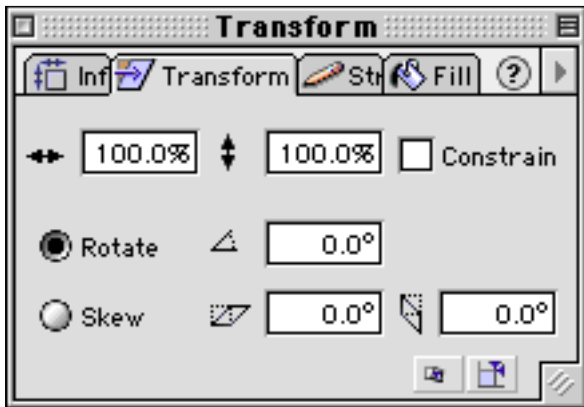
Open the library Windows->Library or **Command L** (*control L on PC*)

Drag Movie clips  on to the stage.

You can move the clip to wherever you like.

You can scale or rotate your clips from the Transform Panel

Windows->Panels->Transform

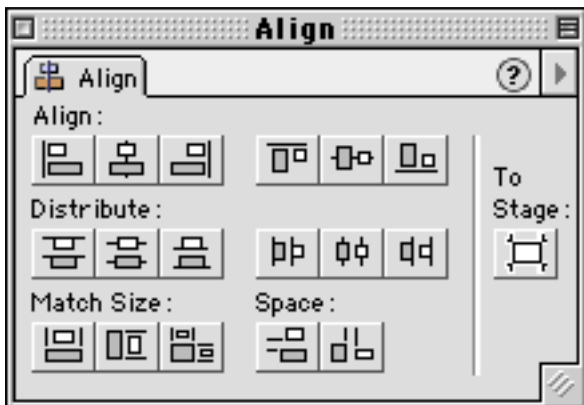


Check the constrain box if you want to scale evenly.

You can duplicate clips with Duplicate from the Edit menu.

If you have several clips on the stage you want to align you can use the Align Panel

Open the library Windows->Panels->Align or **Command K** (*control k on PC*) Shift Click the objects you want to align to select them at the same time



Remember to Save you work.