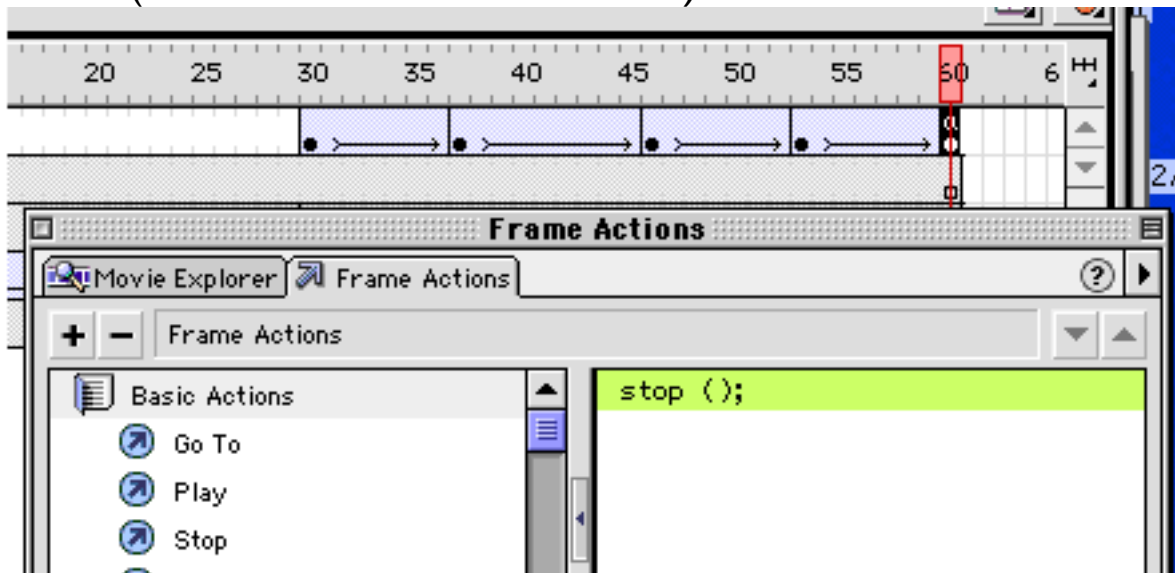



Flash Hearts-6

Finishing up.

If you have trouble with this part your teacher will help you.
Click on the last keyframe of the text layer and open the Action Window(**Windows** menu -> **Actions**)



Click on the Stop action button  Stop to add a stop action to the end of your movie.

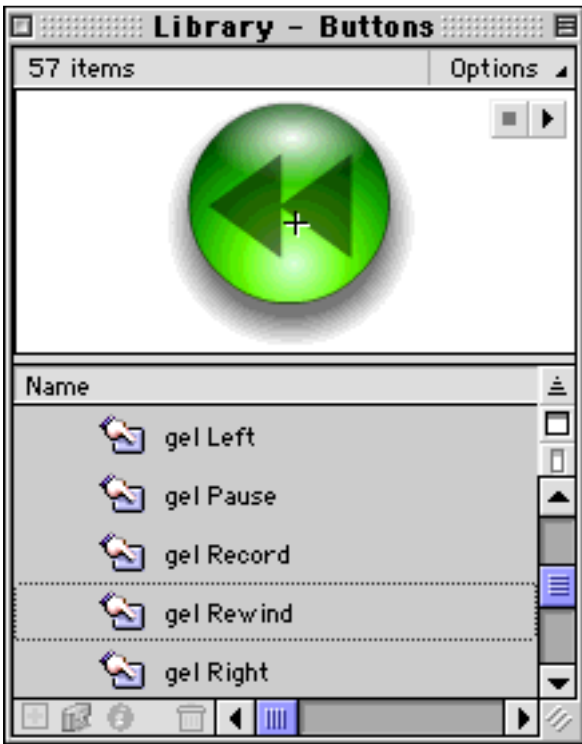
Test your movie and it should stop on the last frame.

Now we will add a button to start the movie over again(You might need your teachers help here)

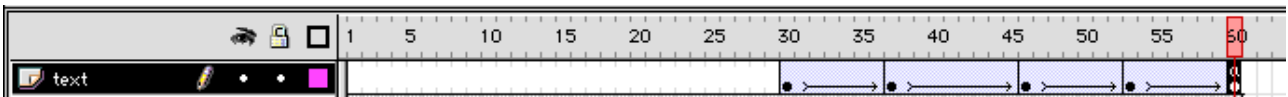
Go to next page

Open up the button common library.

Windows menu ->**Common Libraries**->**Buttons**



Find a button you like and drag it on to the stage when you have the last frame of the text layer selected.



Open the Action Window(**Windows** menu -> **Actions**)

Double click on the Go To button  Go To . That's It Save

